















**ESCOLA MUNICIPAL LAURO LUIZ**  
Ensino Fundamental - Anos Iniciais  
RUA 13 de Maio, Nº 311 Fone:(45) 3233-1222  
CAMPO BONITO CEP: 85.450-000 PARANÁ







ALUNO(A):

**SALA DE RECURSO - TURMA B-ATIVIDADES REMOTAS DE 13/09 A 17/09**

1- LIGUE AS PALAVRAS AO DESENHO CORRESPONDENTE.

	CUECA	
	CUICA	
	OCA	
	COCO	
	BOCA	
	CUCO	


2- PINTE AS SÍLABAS QUE FORMAM OS NOMES DOS DESENHOS.

		
BO BE CA CU	CA BI CU CO	CO O CA CU
		
CA CU CO BO	BU CU E CA	CU CO BO CA


3- PINTE AS FICHAS DE ACORDO COM A LEGENDA:

A  
E  
I  
O  
U


AZUL	COMEÇAM COM A
VERMELHO	COMEÇAM COM E
VERDE	COMEÇAM COM I




ILHA



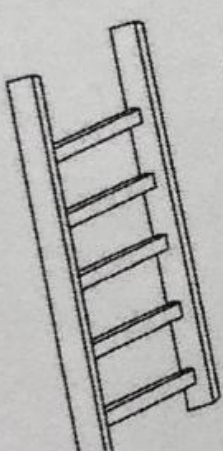
ESTRELA



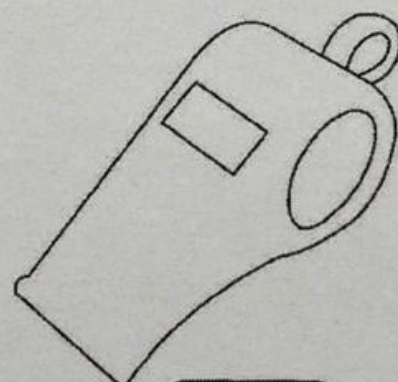
ANEL




ARANHA




ESCADA



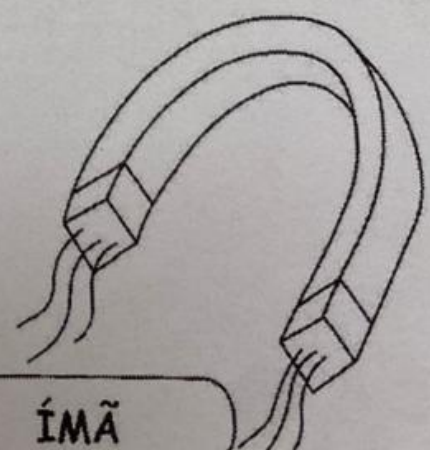
APITO



EMA



IOIÔ



ÍMÃ

4- OBSERVE A QUANTIDADE DE FIGURAS, SOME E COMPLETE, COMO NO EXEMPLO ABAIXO.



$$\boxed{3} + \boxed{3} = \boxed{6}$$



$$\boxed{\phantom{0}} + \boxed{\phantom{0}} = \boxed{\phantom{0}}$$



$$\boxed{\phantom{0}} + \boxed{\phantom{0}} = \boxed{\phantom{0}}$$




$$\boxed{\phantom{0}} + \boxed{\phantom{0}} = \boxed{\phantom{0}}$$



$$\boxed{\phantom{0}} + \boxed{\phantom{0}} = \boxed{\phantom{0}}$$



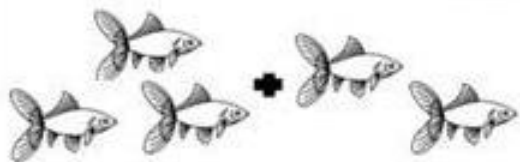
$$\boxed{\phantom{0}} + \boxed{\phantom{0}} = \boxed{\phantom{0}}$$



$$\boxed{\phantom{0}} + \boxed{\phantom{0}} = \boxed{\phantom{0}}$$



$$\boxed{\phantom{0}} + \boxed{\phantom{0}} = \boxed{\phantom{0}}$$






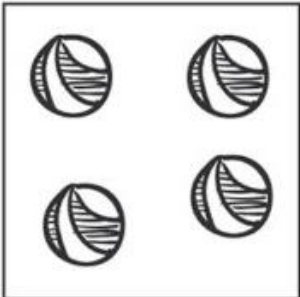
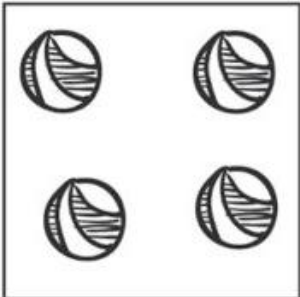

$$\boxed{\phantom{0}} + \boxed{\phantom{0}} = \boxed{\phantom{0}}$$






$$\boxed{\phantom{0}} + \boxed{\phantom{0}} = \boxed{\phantom{0}}$$

5- OBSERVE A QUANTIDADE DE FIGURAS, SOME E COMPLETE COM OS NÚMEROS QUE FALTAM. DESENHE QUANDO NECESSÁRIO.

	+		=	
<input data-bbox="339 792 443 898" type="text"/>		<input data-bbox="742 792 845 898" type="text"/>		<input data-bbox="1161 792 1265 898" type="text" value="7"/>

	+		=	
<input data-bbox="339 1227 443 1332" type="text"/>		<input data-bbox="742 1227 845 1332" type="text"/>		<input data-bbox="1161 1227 1265 1332" type="text"/>

	+		=	
<input data-bbox="339 1659 443 1765" type="text"/>		<input data-bbox="742 1659 845 1765" type="text"/>		<input data-bbox="1161 1659 1265 1765" type="text"/>